



GOLD STAR FOODS

June 20, 2025

Betty Crocker – Director, Nutrition Services
Lodi Unified School District
C/O The Super Co-op Joint Powers Authority
840 S. Cluff Avenue
Lodi, CA 95240

Re: Extension Offer for RFP: SUPER-01-24 Administrative Services and Distribution of Direct Delivery
USDA Foods for the Super Co-Op Joint Powers Authority, a California USDA Foods Cooperative

Gold Star Foods, Inc. is awarded the contract to the Super Co-op Joint Powers Authority in accordance with your bid mentioned above. The term of that original contract is July 1, 2024 through June 30, 2025. The contract may be extended for an additional four [4] one-year periods in accordance with California Education Code, Sections 17596 (K12) and 81644 (Community Colleges).

Gold Star Foods respectfully requests a one-year extension effective July 1, 2025, with the following representation:

1. **CPI Increase**: 3.68 % Based on the Consumer Price Index San Francisco-Oakland-Hayward, CA "All Urban Consumers" "Food Away From Home".



The terms of the original contract request that the increase not exceed 5%.

	CURRENT		
TYPE	FEE	CPI %	NEW PROPOSED FEE
USDA	\$2.60	3.68%	\$2.70
DOD	\$3.60	3.68%	\$3.73

2. **Administrative Costs**:

ACTIVITY	MONTHLY COST	UNIT
Administration and Staffing	\$12,500	Per month
Website Management and Data Transfers	\$2,000	Per month
Annual Training	\$500	Per month
Total Monthly Cost	\$15,000	

THE School Nutrition Supply Chain™

(800) 540-0215 | goldstarfoods.com |   @goldstarfoods
2855 E Guasti Rd, 6th floor // Ontario, CA 91761



A GS Foods Group
Company



GOLD STAR FOODS

We are proud to be your ongoing Child Nutrition Partner and sincerely value our relationship.

Thank you,

John Cho - E.M. of Revenue Management

Acceptance:

Director III, Nutrition
Services

Signature

Title

July 16, 2025

Date

THE School Nutrition Supply Chain™

(800) 540-0215 | goldstarfoods.com |   [@goldstarfoods](https://www.instagram.com/goldstarfoods)
2855 E Guasti Rd, 6th floor // Ontario, CA 91761




A GS Foods Group
Company

Databases, Tables & Calculators by Subject

 [Special Notices](#) 4/25/2024

Change Output Options:

From: To: 

☐ include graphs ☐ include annual averages

[More Formatting Options](#) 

Data extracted on: June 19, 2025 (6:43:51 PM)

Consumer Price Index for All Urban Consumers (CPI-U)

Series Id: CUURS49BSEFV, CUUSS49BSEFV
Not Seasonally Adjusted
Series Title: Food away from home in San Francisco-Oakland-Hayward, CA, all urban consumers, not seasonally adjusted
Area: San Francisco-Oakland-Hayward, CA
Item: Food away from home
Base Period: 1982-84=100

CPI CALCULATION

$$433.564 - 418.167 = 15.397$$

$$15.397 / 418.167 = 0.0368$$

$$0.0368 * 100 = 3.68\%$$

Download:  [.xlsx](#)

Year	Jan	Feb	Mar	Apr	May	Jun	Jul	Aug	Sep	Oct	Nov	Dec	Annual	HALF1	HALF2
2015		266.605		269.553		272.482		275.110		275.402		279.265	271.825	268.187	275.462
2016		279.472		281.228		283.786		286.275		287.099		287.887	283.573	280.742	286.404
2017		289.007		290.329		291.227		294.114		293.219		293.807	291.442	289.539	293.345
2018		298.714		301.409		302.712		310.797		312.003		314.197	305.141	299.642	310.640
2019		318.676		324.339		325.183		329.247		331.348		329.746	325.428	321.136	329.720
2020		338.700		330.932		338.892		341.262		343.914		347.655	338.850	334.883	342.817
2021		349.922		350.276		353.169		356.519		357.869		360.146	353.739	350.203	357.275
2022		370.023		371.272		378.329		381.888		390.174		394.357	378.156	370.178	386.135
2023		398.992		400.510		403.309		406.376		409.744		410.907	403.621	399.499	407.744
2024		413.574		418.167		424.458		425.466		430.543		431.518	422.378	416.658	428.098
2025		432.394		433.564											

U.S. BUREAU OF LABOR STATISTICS Office of Publications and Special Studies Suitland Federal Center Floor 7 4600 Silver Hill Road Washington, DC 20212-0002

Telephone: 202-691-5200 Telecommunications Relay Service: 7-1-1 www.bls.gov [Contact Us](#)